

Ketene Is a Dienophile for [4 + 2] (Diels–Alder) Reactions across Its C=O Bond¹

Shinichi Yamabe* and Tatsuo Dai

Department of Chemistry
Nara University of Education
Takabatake-cho, Nara, Nara 630, Japan

Tsutomu Minato

Institute for Natural Science, Nara University
Misasagi-cho, Nara, Nara 631, Japan

Takahisa Machiguchi* and Toshio Hasegawa

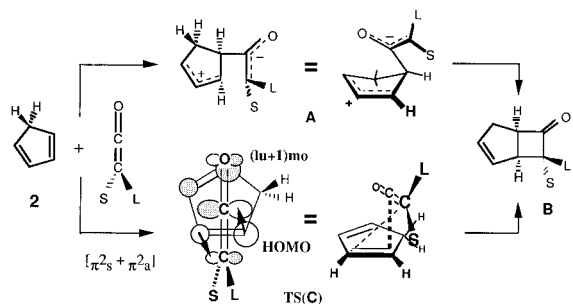
Department of Chemistry, Faculty of Science
Saitama University, Shimo-Ohkubo
Urawa, Saitama 338, Japan

Received January 9, 1996

We report herein a new feature that ketenes² take part in 1,4-cycloaddition with 1,3-dienes, followed by subsequent (3,3) sigmatropic (Claisen) rearrangement to give 1,2-adducts.

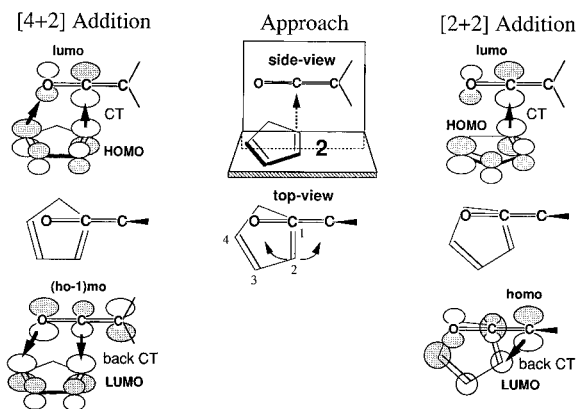
It has been well-known that allenes³ ($>C=C=C<$) and heterocumulenes⁴ [such as ketenimines ($>C=C=N-$) and keteniminium ions ($>C=C=N^+<$)] participate in Diels–Alder reactions ([4 + 2] cycloadditions) with conjugated dienes. Carbonyl groups of ketenes also react with dienes,^{2,5,6} in what have been, however, regarded as exceptional examples. In many cases, ketenes ($>C=C=O$) do not react as dienophiles but lead to products resulting from 1,2-addition ([2 + 2] cycloaddition) to the C=C bond of 1,3-dienes.^{2,4,7} For example, diphenylketene (**1a**) does not add as a dienophile to the 1,4-positions of cyclopentadiene (**2**) but yields cyclobutanone (**4a**) (Staudinger reaction) exclusively.^{2,8,9} Scheme 1 illustrates traditional mechanism of the Staudinger reaction for the cycloadduct **B**. One pathway includes a zwitterionic intermediate **A** and is of two steps.^{2b,7,10} The other is for a concerted [$\pi 2_s + \pi 2_a$] cycloaddition via a transition state (TS) **C**. The [$\pi 2_s + \pi 2_a$] path has been

Scheme 1^a



^a The conventional scheme for the cycloaddition reaction of ketenes toward conjugated 1,3-dienes to give a [2 + 2] cycloadduct (**B**) through either a two-step mechanism via a zwitterionic intermediate (**A**) or a concerted [$\pi 2_s + \pi 2_a$] pathway via a transition state **C**. TS(C) shows the charge-transfer model from the HOMO of **2** to the (lu + 1)mo of ketene. L and S stand for large and small substituents, respectively.

Scheme 2^a



^a An FMO selectivity between [2 + 2] and [4 + 2] cycloadditions between ketene and cyclopentadiene **2**. This selectivity corresponds to the counterclockwise and clockwise rotations of the pentadiene ring, respectively. HOMO and LUMO belong to **2**, and homo and lumo to the ketene. CT stands for the charge transfer.

shown to be unlikely by experimental studies^{10c–e} and various theoretical calculations.^{11,12}

Yet, it is a primitive question why ketenes do not undergo [4 + 2] cycloadditions in most cases. Scheme 2 illustrates frontier molecular orbital (FMO) interactions for the selectivity of [4 + 2] and [2 + 2] cycloadditions between ketene and **2**. While both additions are basically possible, the [4 + 2] one with in-phase FMO overlaps is better than the [2 + 2] one.^{13,14} The latter path suffers the perpendicular overlap between the highest occupied MO (homo) of ketene and the lowest unoc-

(1) Dedicated to Professor Emeritus Rolf Huisgen, Universität München, on the occasion of his 76th birthday and lifelong career in organic chemistry. For his biography and research history, see: Huisgen, R. *The Adventure Playground of Mechanisms and Novel Reactions. In Profiles, Pathways, and Dreams: Autobiographies of Eminent Chemists*; Seeman, J. I., Ed.; American Chemical Society: Washington, DC, 1994.

(2) For excellent reviews, see: (a) Hyatt, T. J.; Reynolds, R. W. *Org. React.* **1994**, *45*, 159–646. (b) Tidwell, T. T. *Ketenes*; Wiley: New York, 1995.

(3) *The Chemistry of Ketenes, Allenes and Related Compounds*; Patai, S., Ed.; The Chemistry of Functional Groups; Wiley: Chichester, U.K., 1980; Parts 1 and 2.

(4) (a) Ulrich, H. *Cycloaddition Reactions of Heterocumulenes*; Academic Press: New York, 1967. (b) Boger, D. L.; Weinreb, S. M. *Hetero Diels–Alder Methodology in Organic Synthesis*; Academic: San Diego, CA, 1987.

(5) For representative literature, see: (a) Martin, J. C.; Gott, P. G.; Goodlett, V. W.; Hasek, R. H. *J. Org. Chem.* **1965**, *30*, 4175–4180. (b) England, D. C.; Krespan, C. G. *J. Org. Chem.* **1970**, *35*, 3300–3307. (c) Brook, P. R.; Hunt, K. *J. Chem. Soc., Chem. Commun.* **1974**, 989–990. (d) Gouesnard, J. P. *Tetrahedron* **1974**, *30*, 3113–3117. (e) Brady, W. T.; Agho, M. O. *Synthesis* **1982**, 500–502. (f) Brady, W. T.; Agho, M. O. *J. Heterocycl. Chem.* **1983**, *20*, 501–506. (g) Davies, H. G.; Rahman, S. S.; Roberts, S. M.; Wakefield, B. J.; Winders, J. A. *J. Chem. Soc., Perkin Trans. I* **1987**, 85–89. (h) Mayr, H.; Heigl, W. *J. Chem. Soc., Chem. Commun.* **1987**, 1804–1805. (i) Dawning, W.; Latouche, R.; Pittol, C. A.; Pryce, R. J.; Roberts, S. M.; Ryback, G.; Williams, J. O. *J. Chem. Soc., Perkin Trans. I* **1990**, 2613–2615. (j) Ito, T.; Aoyama, T.; Shioiri, T. *Tetrahedron Lett.* **1993**, *41*, 6583–6586. (k) Merino, I.; Hegedus, L. S. *Organometallics* **1995**, *14*, 2522–2531.

(6) Some [4 + 2] cycloadducts were reported to be converted to the [2 + 2] adducts on heating (e.g., 130 °C, 2 days). See: Maurya, R.; Pittol, C. A.; Pryce, R. J.; Roberts, S. M.; Thomas, R. J.; Williams, J. O. *J. Chem. Soc., Perkin Trans. I* **1992**, 1617–1621. Pittol, C. A.; Roberts, S. M.; Sutton, P. W.; Williams, J. O. *J. Chem. Soc., Chem. Commun.* **1994**, 803–804.

(7) Ghosez, L.; O'Donnell, M. J. In *Pericyclic Reactions*; Marchand, A. P., Lehr, R. E., Eds.; Academic: Orlando, FL, 1977; Vol. 2, pp 79–140.

(8) (a) Staudinger, H.; Suter, E. *Chem. Ber.* **1920**, *53B*, 1092–1105; *Chem. Abstr.* **1920**, *14*, 3423–3424. (b) Smith, L. L.; Agre, C. L.; Leekley, R. M.; Prichard, W. W. *J. Am. Chem. Soc.* **1939**, *61*, 7–11.

(9) Huisgen, R.; Otto, P. *Tetrahedron Lett.* **1968**, *43*, 4491–4495. Huisgen, R.; Otto, P. *Chem. Ber.* **1969**, *102*, 3475–3485.

(10) (a) Gompper, R. *Angew. Chem., Int. Ed. Engl.* **1969**, *8*, 312–327. (b) Wagner, H. U.; Gompper, R. *Tetrahedron Lett.* **1970**, 2819–2822. (c) Holder, R. W.; Graf, N. A.; Duesler, E.; Moss, J. C. *J. Am. Chem. Soc.* **1983**, *105*, 2929–2931. (d) Al-Husaini, A. H.; Moore, H. W. *J. Org. Chem.* **1985**, *50*, 2595–2597. (e) Hegedus, L. S.; Montgomery, J.; Narukawa, Y.; Snustad, D. C. *J. Am. Chem. Soc.* **1991**, *113*, 5784–5791.

(11) (a) Burke, L. A. *J. Org. Chem.* **1985**, *50*, 3149–3155. (b) Bernardi, F.; Bottoni, A.; Olivucci, M.; Robb, M. A.; Schlegel, H. B.; Tonachini, G. *J. Am. Chem. Soc.* **1988**, *110*, 5993–5995. (c) Bernardi, F.; Bottoni, A.; Robb, M. A.; Venturini, A. *J. Am. Chem. Soc.* **1990**, *112*, 2106–2114. (d) Valentí, E.; Pericàs, M. A.; Moyano, A. *J. Org. Chem.* **1990**, *55*, 3582–3593.

(12) Recently, [2 + 2] paths between **1b** and **2** (not the [2 + 2] one in Scheme 2) have been reported. Salzner, U.; Bachrach, S. M. *J. Org. Chem.* **1996**, *61*, 237–242.

(13) Yamabe, S.; Minato, T.; Osamura, Y. *J. Chem. Soc., Chem. Commun.* **1993**, 450–452. While this [2 + 2] path is concerned with mutual charge transfers, the [$\pi 2_s + \pi 2_a$] path in Scheme 1 is concerned with the one-sided transfer.

(14) The transition state of the [2 + 2] cycloaddition was determined precisely by Wang and Houk. Wang, X.; Houk, K. N. *J. Am. Chem. Soc.* **1990**, *112*, 1754–1756.

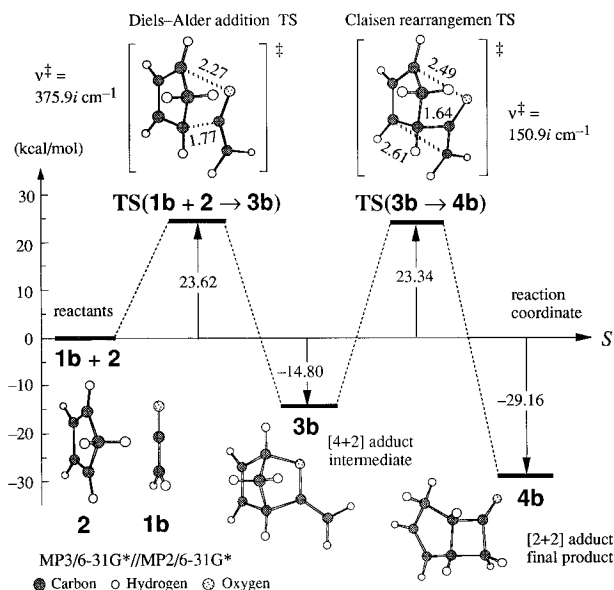


Figure 1. Energy diagram of the Diels–Alder reaction between ketene (**1b**) and cyclopentadiene (**2**) and the subsequent Claisen rearrangement to yield the [2 + 2] cycloadduct (**4b**). Optimized geometries were determined with MP2/6-31G*, and energies were obtained with single-point calculations of MP3/6-31G* on the MP2/6-31G* geometries, MP3/6-31G*//MP2/6-31G*. Distances attached to two TSs are in Å. MP2/6-31G* single-point self-consistent reaction field (SCRFF) (solvent effect, dielectric constant $\epsilon = 9.08^{16}$ for CH_2Cl_2) stabilization energies are 1.23 kcal/mol at TS(**1b** + **2** \rightarrow **3b**) and 1.07 kcal/mol at TS(**3b** \rightarrow **4b**), respectively. This small SCRFF effect arises from relatively small changes of MP2/6-31G* dipole moments (in D), 3.08 for TS(**1b** + **2** \rightarrow **3b**), 2.08 for **3b**, 2.98 for TS(**3b** \rightarrow **4b**), and 2.63 for **4b**.

cupied MO (LUMO) of **2** in the back charge transfer (CT). FMO predicts that cycloadditions should occur between the carbonyl (not C=C) bond of ketene and 1,3-diene of **2**.

In order to test the prediction in Scheme 2, *ab initio* calculations¹⁵ have been performed for all cycloadditions ([2 + 2] and [4 + 2]) between the parent ketene (**1b**) and **2**. We have sought their TSs and compared activation energies. Surprisingly, a TS of the target [2 + 2] cycloaddition competing with the [4 + 2] one (in Scheme 2) has not been found. As expected in Scheme 2, the [4 + 2] addition is calculated to be of the smallest activation energy among all the computationally obtained cycloadditions.¹² Next, interest is directed to interrelation between the [4 + 2] cycloadduct and the experimentally observed [2 + 2] one. The [4 + 2] adduct can isomerize to the [2 + 2] one via a (3,3) sigmatropic (here called Claisen) rearrangement. MP3/6-31G*//MP2/6-31G* energies are shown in Figure 1. The FMO theory and the computational results provide a new mechanism independent of those in Scheme 1.

(15) GAUSSIAN 92 was used for calculations. Frisch, M. J.; Trucks, G. W.; Head-Gordon, M.; Gill, P. M. W.; Wong, M. W.; Foresman, J. B.; Johnson, B. G.; Schlegel, H. B.; Robb, M. A.; Replogle, E. S.; Gomperts, R.; Andres, J. L.; Raghavachari, K.; Binkley, J. S.; Gonzalez, C.; Martin, R. L.; Fox, D. J.; DeFrees, D. J.; Baker, J.; Stewart, J. J. P.; Pople, J. A. GAUSSIAN 92, Revision C; Gaussian, Inc.: Pittsburgh, PA, 1992.

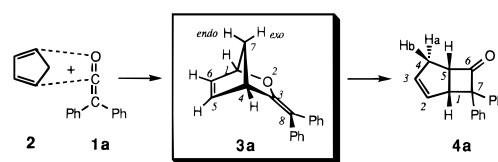
(16) This value of the dielectric constant is taken from a recent theoretical study. Lecea, B.; Arrieta, A.; Lopez, X.; Ugalde, J. M.; Cossio, F. P. *J. Am. Chem. Soc.* **1995**, *117*, 12314–12321.

(17) **4a**: IR (CH_2Cl_2) ν_{max} 1772 (s) cm^{-1} ; ^1H NMR (CD_2Cl_2 , Me_4Si) δ 5.79 (tq, H-2), 5.57 (dq, H-3), 4.38 (ddt, H-1), 3.94 (ddd, H-5), 2.74 (ddtd, H-4a), 2.51 (ddq, H-4b), $J_{4a,4b} = -17.2$ Hz; ^{13}C NMR δ 212.47 (s, C=O), 134.32 (d, C-2), 131.44 (d, C-3), 80.15 (s, C-7), 58.91 (d, C-5), 49.76 (d, C-1), 34.91 (t, C-4).

(18) For accurate analyses, we have applied 1D NMR resolution-enhanced with the sine-bell wind function as well as various 2D ones.

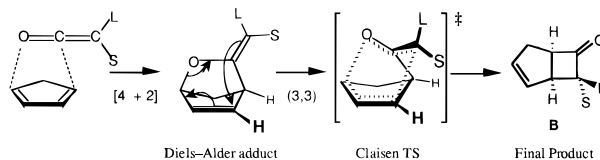
(19) **3a**: FT-IR (CH_2Cl_2 , -60°C) ν_{max} 1138 cm^{-1} ; ^1H NMR (CD_2Cl_2 , -60°C) δ 6.70 (ddd, H-5), 6.49 (dd, H-6), 5.40 (ddt, H-1), 3.73 (dq, H-4), 2.08 (dt, H-7-endo), 1.77 (dd, H-7-exo), $J_{7,7} = -8.5$ Hz; ^{13}C NMR (CD_2Cl_2 , -60°C) δ 150.23 (s, C-3), 138.06 (d, C-5), 133.34 (d, C-6), 110.71 (s, C-8), 84.81 (d, C-1), 53.20 (t, C-7), 49.22 (d, C-4).

Scheme 3^a



^a Experimental detection of an initially formed [4 + 2]-type cycloadduct (**3a**) from the reactions of diphenylketene (**1a**) with cyclopentadiene (**2**). The initial cycloadduct undergoes a (3,3) sigmatropic rearrangement to give the final product, cyclobutanone (**4a**). Conditions: (i) **1a** + **2** \rightarrow **3a**, **1a** (1 equiv), **2** (1.1 equiv), CD_2Cl_2 , -20°C , 3 h, maximum concentration for **3a**, 43%; (ii) **1a** + **2** \rightarrow **4a**, **1a** (1 equiv), **2** (3 equiv), CH_2Cl_2 , 20°C , 2 h, 98–99%.

Scheme 4^a



^a Stereochemistry of cycloadditions of ketenes to cyclopentadiene. L and S are large and small substituents, respectively.

The second test for Scheme 2 is a low-temperature experiment. Diphenylketene (**1a**) reacts smoothly with cyclopentadiene (**2**) at room temperature to give the 1,2-cycloadduct¹⁷ (**4a**). However, careful experiment with the low-temperature NMR spectroscopies at -30°C has detected a metastable reaction intermediate, α -methylenedihydropyran **3a** (Scheme 3). Modern NMR (^1H and ^{13}C) spectroscopies¹⁸ have demonstrated that the structure of the intermediate **3a** is the 1,4-cycloadduct¹⁹ **4a** across the C=O bond of the ketene. Intermittent ^1H NMR spectroscopic monitoring at low temperatures has also proved that **3a** is converted gradually to the final product, cyclobutanone **4a**, when the reaction temperature is elevated above -30°C . Surprisingly, the maximum concentration of the [4 + 2]-cycloadduct **3a** exceeds 40% of the reaction mixture at a stage (3 h at -20°C) of the reaction (see Table 1 in the supporting information). Thus, the reaction of **1a** with **2** is a Diels–Alder one, followed by a Claisen rearrangement.

The [4 + 2] adduct isomerizes to the [2 + 2] one due to the remarkably large difference of average bond energies between C–O (85.5 kcal/mol) and C=O (178 kcal/mol). The great stability by the carbonyl bond must be recovered starting from the α -methylenedihydropyran intermediate **3a**. Thus, the first step [4 + 2] is kinetically (FMO) controlled, and the second step (3,3) is thermodynamically controlled.

In conclusion, we have proposed a new two-step reaction mechanism (Scheme 4) composed of the [4 + 2] addition and the subsequent (3,3) sigmatropic rearrangement. Historically, by the high-temperature experiment, this combination has been overlooked. In simple ketene–diene systems, two-step processes seem to mean not an intervention of zwitterionic intermediates but an addition–isomerization combination.

Acknowledgment. We appreciate the referees' indication of important precedents of [4 + 2] cycloadditions across carbonyl groups of ketenes.

Supporting Information Available: Z-Matrices of optimized geometries of the six species shown in Figure 1, NMR (^{13}C and ^1H) spectral charts for the key intermediate **3a** (Lorentz-transformed spectrum and those resolution-enhanced with the sine-bell wind function), ^1H NMR monitoring result (charts and table) of the reaction (**1a** + **2** \rightarrow **3a** \rightarrow **4a**), and survey of precedent Diels–Alder reactions (15 pages). See any current masthead page for ordering and Internet access instructions.